



# **Workshop on Final Statistical Analyses 15 Months Data of CSES 2003/04**

## **Health and Access to Medical Care in Cambodia**

*By Pich Pothy*

*16-17 June, 2005, Phnom Penh Hotel,  
Cambodia*



# ***THE PRESENTATION***

## **Indicators on health in Cambodia**

- **Profile of health and illness**
- **Disabilities in Population of  
private households**
- **Illness, injury or other health  
related Symptoms past four weeks**

*OK*

nothing on MMR  
IMR  
USMR

- covered under demography?

yes - see 2nd. to last slide  
of demography PowerPoint

5-ten - getting at MMR complex & extensive sample req.  
- can estimate by asking about mortality of others - but must done

# ***THE PRESENTATION***



## **Indicators on health in Cambodia**

- **Nutrition & Prevention measure for Child Health**
- **Prevention for public health**

## **•Profile of health and illness**



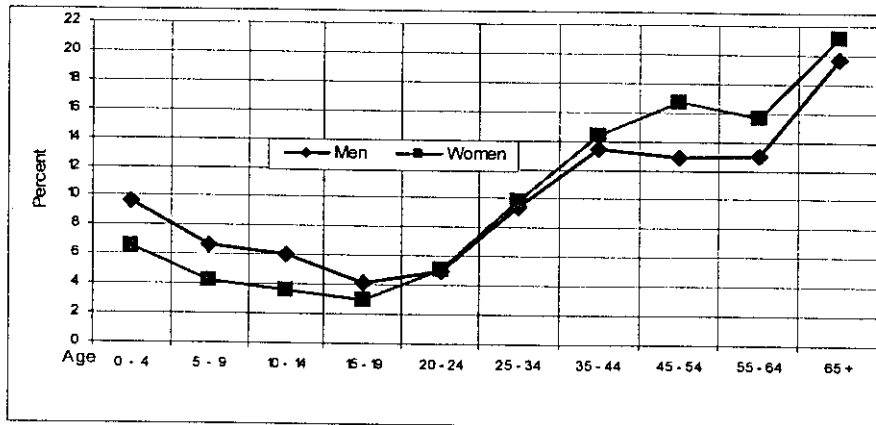
Laymen's evaluation

Health Evaluation by household head or spouse as "Bad or very bad"

# In good or in bad health?



## Percentage people had feeling in bad or Very bad health.



female healthier  
than males

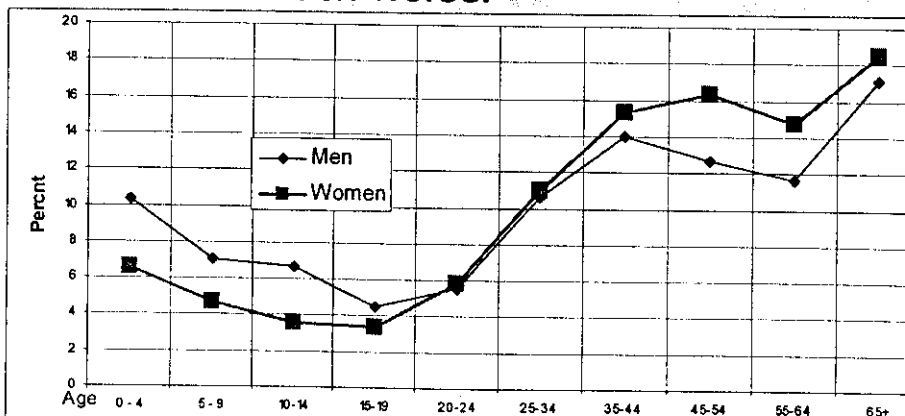
1

males healthier  
than females

## Better or worse than others?



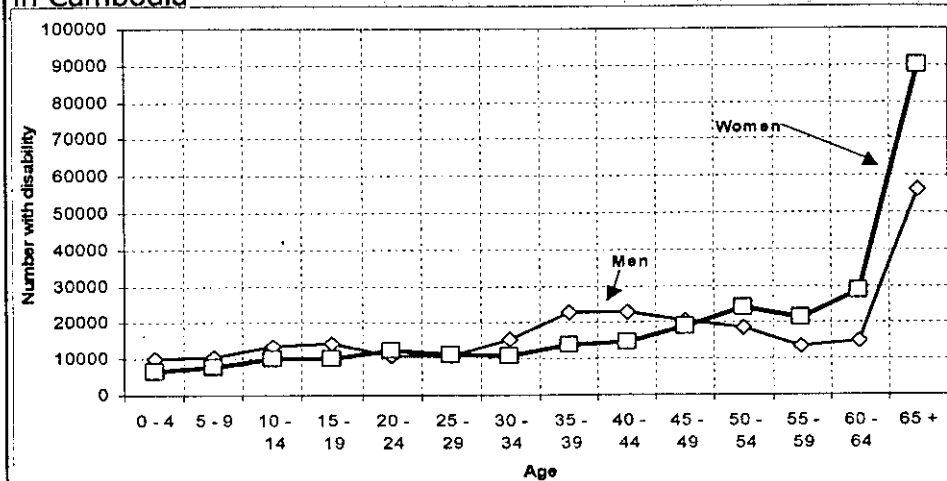
⑩ Health Compared with others of the same age as worse or much worse.



note a  
in distinction  
- same story

# Disabilities in Population of private households

Number of persons with a disability by sex and age in the non-institution households as reported by household head or spouses in Cambodia

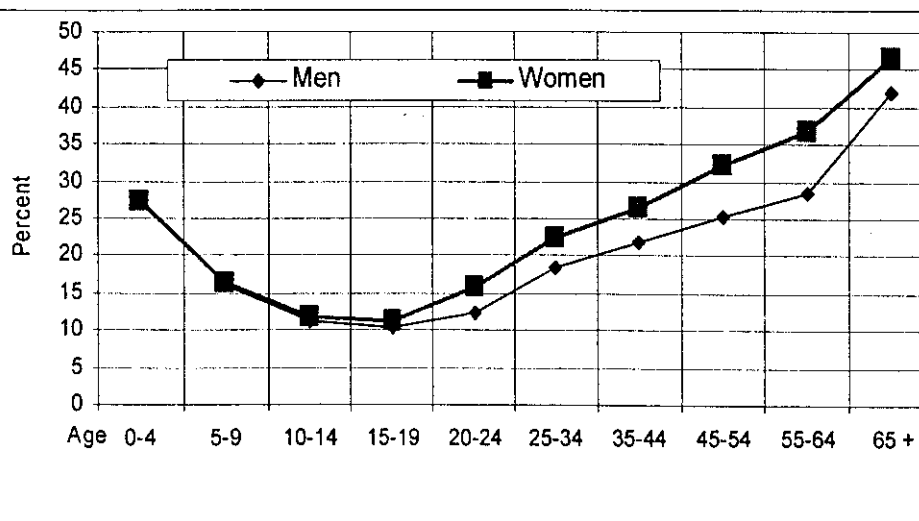


more men than  
women disable

more women  
than men

## Illness, injury or other health related Symptoms past four weeks

Did ..[NAME] .. have any illness or injury in the past 4 weeks?



## Most important illness, injury or other health problem in last four weeks.



Percent

Most important symptom	Cambodia		Phnom Penh		Other Urban		Rural	
	Male	Female	Male	Female	Male	Female	Male	Female
Cold & cough without rapid	28.7	26.2	39.6	27.8	31.2	30.6	27.3	25.5
Fever	20.6	18.4	13.4	12.8	19.0	14.1	21.5	19.6
Other care need	8.8	7.8	12.7	14.6	9.8	7.2	8.3	7.0
Headache	6.4	11.5	5.9	14.1	6.1	10.2	6.5	11.3
Stomach ache	4.8	3.8	3.4	2.8	2.9	3.7	5.2	3.9
Diarrhoea	4.3	3.3	2.7	2.4	3.0	3.9	4.6	3.3
Typhoid fever	3.9	3.3	3.7	2.5	4.1	3.4	3.9	3.4
Back pain	3.2	3.1	1.9	2.3	2.3	3.1	3.4	3.2
Cold & cough with rapid or	2.9	2.9	1.7	0.9	3.1	2.6	3.0	3.1
Bronchitis	2.5	2.2	2.7	0.8	1.8	2.7	2.5	2.3
Malaria	2.2	0.6	-	-	3.6	1.2	2.2	0.6
Hypertension	1.5	2.9	3.9	5.1	2.4	4.4	1.1	2.5

why malaria higher in  
other urban than rural?

## Utilization of health care facility



Did ..[NAME] .. Seek for any health problem in the past four weeks?

number of health contacts?

## Utilization of health care among persons with an episode of illness, injury or other health problem in the past four weeks.

Percent

Indicator	Cambodia		Phnom Penh		Other Urban		Rural	
	Men	Women	Men	Women	Men	Women	Men	Women
Health care								
Seek care for health	65.8	67.2	85.3	86.5	66.1	66.9	63.7	65.1
Type of care								
Public care	16.6	16.8	10.3	9.3	15	15.3	17.6	18.1
Private medical care	30.4	30.8	32	32.1	40.7	38.9	28.9	29.7
Self care	31.2	31.9	53.4	54.2	30.9	31.4	28.1	28.5
Traditional care	21.8	20.5	4.3	4.3	13.4	14.3	25.4	23.7

what would advice  
a person for planning,  
then taking things at  
home count as?

would be  
good to  
see trends in  
this breakdown

- includes HC, RH, PH, NH  
- private clinic,

## Health Care Expenditure

### Monthly spending on medical care in Cambodia

Percent

Health care spending	Cambodia	Phnom Penh	Other Urban	Rural
Nothing spent	11.6	5.7	11.6	12.2
500 - 5,000	48.6	32.7	43.7	50.9
5,001 - 10,000	12.2	20	13.7	11.1
10,001 - 20,000	10	14.8	10.6	9.4
20,001 - 50,000	9.3	12.4	11.4	8.7
50,001 - 6,500,000	8.4	14.4	9	7.6
Total	100	100	100	100
Average spent monthly	24 840	47 627	29 517	21 743
Men	25 822	45 563	32 256	22 944
Women	24 067	49 112	27 137	20 798
No of ill past 4 weeks	2 477 000	229 000	225 000	2 023 000
Number in sample	14 009	1 546	1 587	10 776

How does this  
cover zero-expenditure  
units is exceptional

Spending over last  
4 weeks.

= asking different  
things in different places?  
If there's a season when  
there's more illness,  
then with surveys in  
1 month will report  
less than those surveyed  
6 m later

Breakdown by survey month?  
What over what month?  
not season: malaria?  
dengue?  
Jap encephalitis

dry season: eye + skin infections  
diarrhoea? | restricted water for drinking + washing

also have diary  
+ recall

Alien, UNEFA: other surveys ask about annual health spend p.c.

What is rural?

## Nutrition and Prevention measures for Child Health



- Breastfeeding of children under two years of age.

Ever breastfeed the child	Cambodia	Phnom Penh	Other urban	Rural
Yes	97	95	96	97
Given to child directly after birth				
Water	39.8	38.7	38.8	39.9
Sugar water	24.2	6.6	26.2	25.2
Juice/coconut water	1	0.2	0.9	1.1
Tea	0.5	0.6	1.6	0.3
Sweet condensed milk	1.8	2.4	3.7	1.5
Infant formula	1.2	3.7	1.9	0.9
Breast milk	30	45.4	25.5	29.4
Other	1.6	2.5	1.5	1.6

never heard of this

suggests health message  
do not pay off

## Vaccinations



- Children under two years with yellow cards or not vaccinated.

Percent				
Has child yellow card?	Cambodia	Phnom Penh	Other urban	Rural
Yes yellow card	81	88	79	81
No yellow card	6	4	6	6
Never vaccinated	13	8	15	13
Total	100	100	100	100

good - but seems  
rather higher than  
expected



## Given Vitamin A to child two years and Below

### Children 2 years not given vitamin A by stratum

Percent				
Given Vitamin A	Cambodia	Phnom Penh	Other urban	Rural
Not	17	15	17	17

### - Children suffering from night blindness by stratum

Percent				
Night-blindness	Cambodia	Phnom Penh	Other urban	Rural
Yes	4	4	2	3

why?  
just notical more?

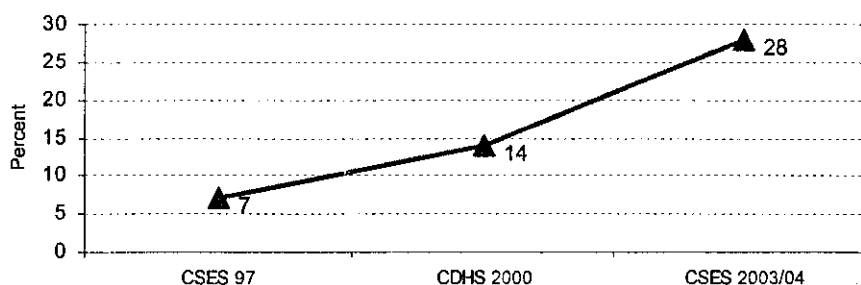
# Prevention for public health

Use of Iodize salt by Cambodian household.

Percent

Household using Iodize salt	Cambodia	Phnom Penh	Other urban	Rural
Yes	28.3	86	39	19

Trend in percent of households' use of iodized salt



# Reducing Smoking



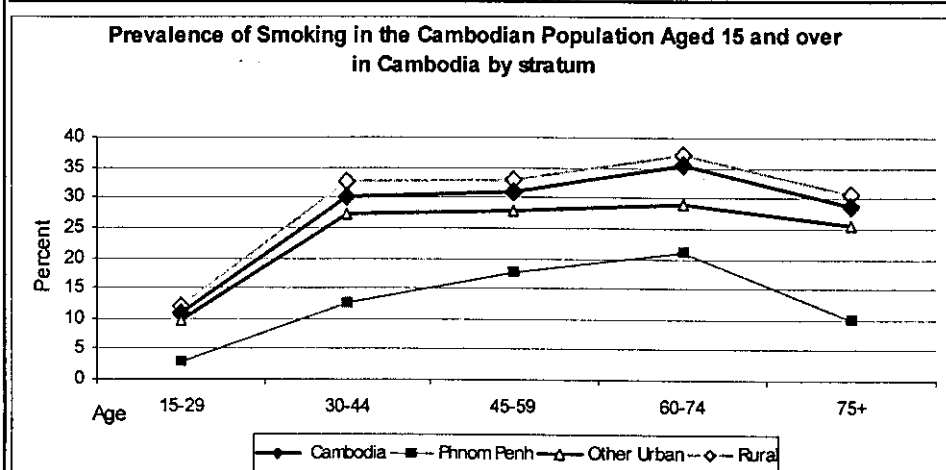
⑩ Prevalence of smoking in the population 15 years and over.

	Percent			
Daily smoker	Cambodia	Phnom Penh	Other Urban	Rural
Yes, Men	41	17	35	45
Yes, Women	4	1	4	4
Yes, Both sexes	21	9	19	23

# Reducing Smoking



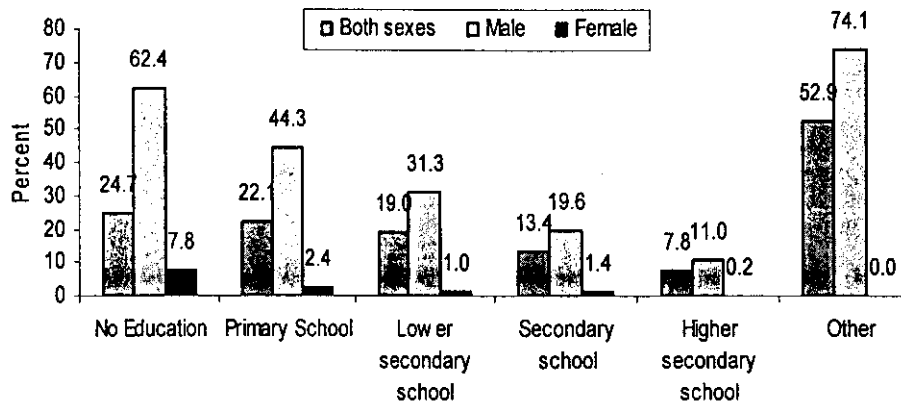
⑩ Prevalence of smoking in the population 15 years and over.



# Reducing Smoking



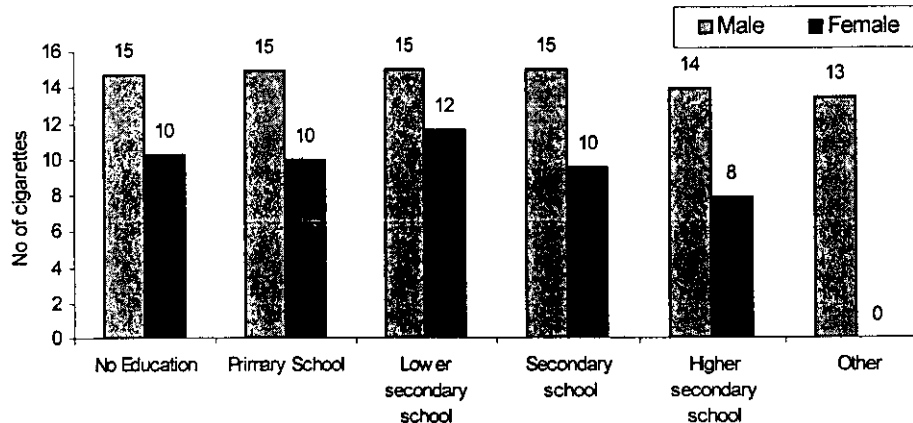
Prevalence of Smoking in the Cambodian Population Aged 15 and over by education levels /Sex in Cambodia



# Reducing Smoking



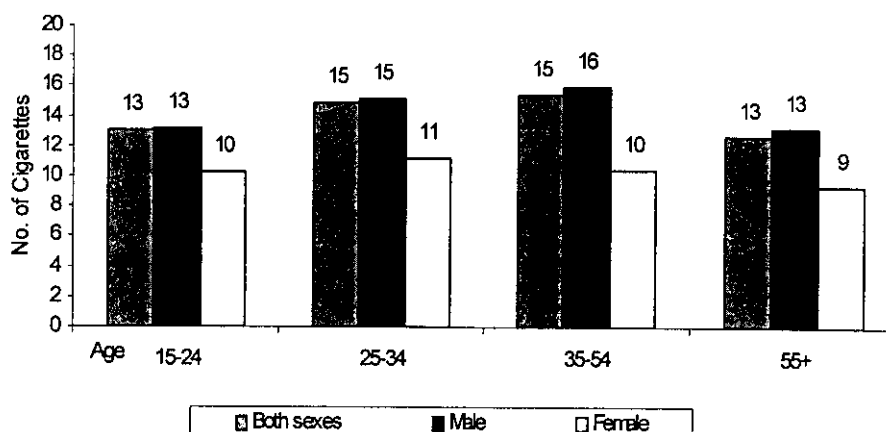
Average number of cigarettes per day by sex and education levels among those who smoke



# Reducing Smoking



Average number of cigarettes consumed per day by age group and sex by those who smoke



# Reducing Smoking



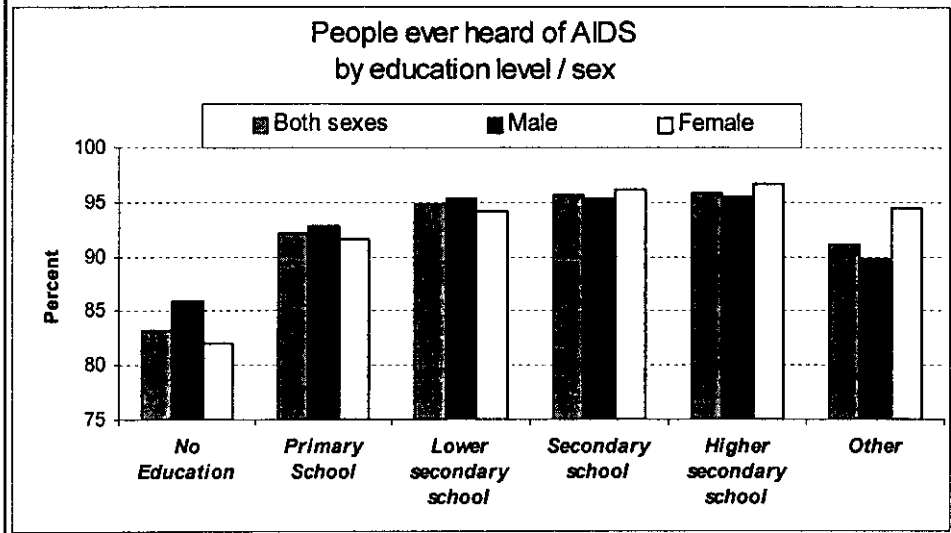
## Knowledge about Smoking effect

Health knowledge	Both sexes	Male	Female
No Education			
• Yes	79.6	82.9	78.1
Primary School			
• Yes	87.6	88.3	87
Lower secondary school			
• Yes	92.7	93.2	91.9
Secondary school			
• Yes	93.6	93.9	93.1
Higher secondary school			
• Yes	97.7	97.5	98.2
Other			
• Yes	75.8	72	85.2

# HIV/AIDS awareness



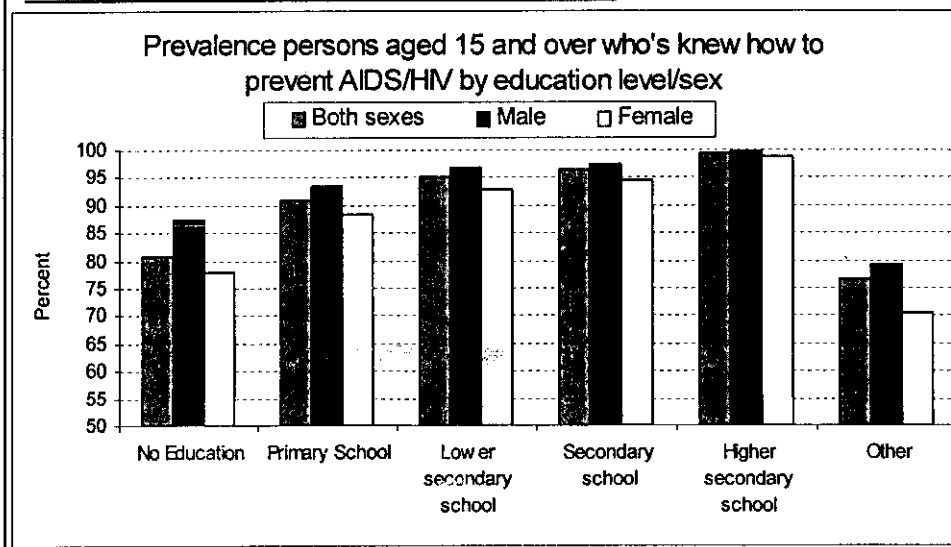
## Knowledge of HIV/AIDS



# HIV/AIDS awareness



## Prevention of HIV/AIDS



what's "other"?  
- given v. different results

## Using mosquito nets

### ⑩ Household using mosquito nets by sectors.

Percent				
Malaria protection	Cambodia	Phnom Penh	Other Urban	Rural
Use mosquito nets				
Yes	94.3	96.4	97.5	93.7
Nets impregnated				
Yes	4	1.7	4.6	4.2
Don't know	3.3	1	2	3.8

**Thank You for your attention !**

